

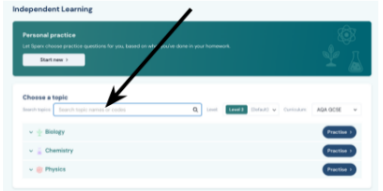
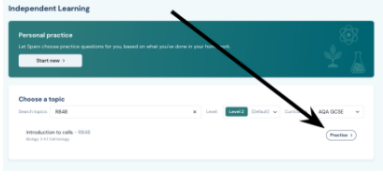
CORE Subjects	Lesson and Resources	Notes / Extension Task
ENGLISH	<p>Lesson 1 Banquo and Macduff: https://curriculum.unitedlearning.org.uk/pupil?r=120230</p> <p>Lesson 2 Banquo and Macduff 2: https://curriculum.unitedlearning.org.uk/pupil?r=120240</p> <p>Lesson 3 The Witches 1: https://curriculum.unitedlearning.org.uk/pupil?r=120242</p> <p>Lesson 4 The Witches 2 https://curriculum.unitedlearning.org.uk/pupil?r=120251</p> <p>Lesson 5 Redemption 1: https://curriculum.unitedlearning.org.uk/pupil?r=120805</p> <p>Lesson 6 Redemption 2: https://curriculum.unitedlearning.org.uk/pupil?r=120814</p> <p>Lesson 7 Social responsibility and Charity 1 https://curriculum.unitedlearning.org.uk/pupil?r=120815</p> <p>Lesson 8 Social Responsibility and Charity 2 https://curriculum.unitedlearning.org.uk/pupil?r=120826</p>	<p>Watch the video and complete the activities directed by the speaker.</p>













CORE Subjects	Lesson and Resources	Notes / Extension Task
<p>MATHS HIGHER (Sets 1 & 2)</p>	<p><u>Lesson 1</u> Congruent triangles HM: 684, 685, 686 You will need to watch the video carefully and make notes before trying the questions <u>Then:</u> Follow this link and answer the question. Click the tick at the bottom to mark your answers. Congruent triangles</p>	<p>Where relevant, find the Hegarty task using the search bar at the top of the homepage</p> <p><u>Extension Tasks:</u> Go to: https://www.examq.co.uk/ Search for 'Functions' Answer the GCSE exam questions Check your answers using the markscheme</p>
	<p><u>Lesson 2</u> Congruent triangles HM: 687, 688, 689, 690 You will need to watch the video carefully and make notes before trying the questions <u>Then:</u> Follow this link and answer the question. Click the tick at the bottom to mark your answers. Congruent triangles</p>	
	<p><u>Lesson 3</u> Vectors HM: 622, 623 You will need to watch the video carefully and make notes before trying the questions <u>Then:</u> Follow this link and answer the question 1 to 4. Click the tick at the bottom to mark your answers. Vectors</p>	
	<p><u>Lesson 4</u> Vectors HM: 624, 625, 626 You will need to watch the video carefully and make notes before trying the questions <u>Then:</u> Follow this link and answer the question 5 to 9. Click the tick at the bottom to mark your answers. Vectors</p>	



CORE Subjects	Lesson and Resources	Notes / Extension Task
MATHS HIGHER (Sets 1 & 2)	<u>Lesson 5</u> Vectors HM: 627, 628, 629, 630 You will need to watch the video carefully and make notes before trying the questions <u>Then:</u> Follow this link and answer the Apply question. Click the tick at the bottom to mark your answers. Vectors	Where relevant, find the Hegarty task using the search bar at the top of the homepage <u>Extension Tasks:</u> Go to: https://www.examq.co.uk/ Search for 'Functions' Answer the GCSE exam questions Check your answers using the markscheme
	<u>Lesson 6</u> Vectors HM: 630, 631, 632, 633, 634, 635, 636 You will need to watch the video carefully and make notes before trying the questions <u>Then:</u> Follow this link and answer the Apply question. Click the tick at the bottom to mark your answers. Vectors	
	<u>Lesson 7</u> Vectors Follow this link and answer the question. Answers are below Vectors Answers	

CORE Subjects	Lesson and Resources	Notes / Extension Task
MATHS FOUNDATION (Sets 3, 4 & 5)	<u>Lesson 1</u> Factorising Sparx: M100 HM168, HM169 Complete the questions at all levels When finished, follow this link and answer the questions. Click the tick at the bottom to check your answers. Factorising	<u>Notes:</u> Where relevant, find the Hegarty task using the search bar at the top of the homepage <u>Extension Tasks:</u> Go to: https://www.examq.co.uk/ Search for 'Transformations' Answer the GCSE exam questions Check your answers using the markscheme
	<u>Lesson 2</u> Expanding double brackets Sparx: M960 HM162, HM 163 Complete the questions at all levels	
	<u>Lesson 3</u> Expanding double brackets Sparx: M960 HM162, HM 163 Follow this link and answer the questions. Click the tick at the bottom to check your answers. Expanding double brackets	
	<u>Lesson 4</u> Factorising quadratics Sparx: M908 HM 223, HM 224 Complete the questions at all levels When finished, follow this link and answer the questions. Click the tick at the bottom to check your answers. Factorising quadratics	

CORE Subjects	Lesson and Resources	Notes / Extension Task
MATHS FOUNDATION (Sets 3, 4 & 5)	<u>Lesson 5</u> Function machines Sparx: M175 Complete the questions at all levels. Follow this link and answer the questions. Use the video at the top to help you Click the tick at the bottom to check your answers. Function machines	<u>Notes:</u> Where relevant, find the Hegarty task using the search bar at the top of the homepage <u>Extension Tasks:</u> Go to: https://www.examq.co.uk/ Search for 'Transformations' Answer the GCSE exam questions Check your answers using the markscheme
	<u>Lesson 6</u> Substitution Sparx: M417, M327 HM 780, HM781 Complete the questions at all levels When finished, follow this link and answer the questions. Click the tick at the bottom to check your answers. Substitution	
	<u>Lesson 7</u> Time Sparx: U902 Complete the questions at all levels. When finished, follow this link and answer Question 1 - 5 Click the tick at the bottom to see the solutions Speed	

CORE Subjects	Lesson and Resources	Notes / Extension Task
SCIENCE	<p>Lesson 1: KS 4 Homeostasis select either Foundation or higher> Controlling Blood sugar Curriculum - Curriculum</p>	<p>Sparx - How to Use</p>
	<p>Lesson 2: Diabetes Curriculum - Curriculum</p>	<p>Sparx Codes All topics in Sparx have a unique code. These can be used to search independent learning and practice these topics.</p>
	<p>Lesson 3: Hormones in reproduction Curriculum - Curriculum</p>	<p>To revise a specific topic from a paper:</p> <ol style="list-style-type: none"> 1. Find the Sparx Code for that topic in the list below 2. Log into Sparx Science and click "Independent Learning" 3. Type the code into the Search Topics bar:
	<p>Lesson 4: Contraception Curriculum - Curriculum</p>	
	<p>Lesson 5: Homeostasis review Curriculum - Curriculum</p>	<p>4. Click practise</p>
	<p>Lesson 6: Physics> Magnetism Curriculum - Curriculum</p>	
	<p>Lesson 7: Magnetic fields Curriculum - Curriculum</p>	

Foundation Subject	Lesson and Resources	Notes / Extension Task						
ART	Continue with 'Found' exam project. Check Arbor for updates and email emily.hoey@theregisschool.co.uk for support or checklist.	Ensure that weeks 1-5 are completed on the week by week guide. Resources guides etc are attached on Arbor. If unsure email your teacher						
BUSINESS STUDIES	12a. Product - Life Cycle.pptx 13. Pricing Strategies.pptx							
COMPUTER SCIENCE Lessons 1 & 2	<u>Lesson 1</u> Complete the following two programs:							
	<table><tr><td>Unit Converter</td><td><p>Converts various units between one another.</p><p>The user enters the type of unit being entered, the type of unit they want to convert to and then the value. The program will then make the conversion.</p></td><td><div>Low Dependency</div><ul style="list-style-type: none">All<div>Medium Dependency</div><ul style="list-style-type: none">SequenceSelection</td></tr><tr><td>Year Addition</td><td><p>Create a program that accepts a year in the format ####, e.g. 2015. The program then adds each digit of the year together and outputs the answer.</p><p>E.g. 2015 becomes the output 8.</p></td><td><div>Low Dependency</div><ul style="list-style-type: none">All<div>Medium Dependency</div><ul style="list-style-type: none">SequenceSelection</td></tr></table>	Unit Converter	 <p>Converts various units between one another.</p> <p>The user enters the type of unit being entered, the type of unit they want to convert to and then the value. The program will then make the conversion.</p>	<div>Low Dependency</div> <ul style="list-style-type: none">All <div>Medium Dependency</div> <ul style="list-style-type: none">SequenceSelection	Year Addition	 <p>Create a program that accepts a year in the format ####, e.g. 2015. The program then adds each digit of the year together and outputs the answer.</p> <p>E.g. 2015 becomes the output 8.</p>	<div>Low Dependency</div> <ul style="list-style-type: none">All <div>Medium Dependency</div> <ul style="list-style-type: none">SequenceSelection	
	Unit Converter	 <p>Converts various units between one another.</p> <p>The user enters the type of unit being entered, the type of unit they want to convert to and then the value. The program will then make the conversion.</p>	<div>Low Dependency</div> <ul style="list-style-type: none">All <div>Medium Dependency</div> <ul style="list-style-type: none">SequenceSelection					
	Year Addition	 <p>Create a program that accepts a year in the format ####, e.g. 2015. The program then adds each digit of the year together and outputs the answer.</p> <p>E.g. 2015 becomes the output 8.</p>	<div>Low Dependency</div> <ul style="list-style-type: none">All <div>Medium Dependency</div> <ul style="list-style-type: none">SequenceSelection					
	<u>Lesson 2</u>							
<table><tr><td>Tilers mate</td><td><p>Have the user enter the:</p><ul style="list-style-type: none">width and length of the floorwidth and length of a tilethe cost of a tile<p>and have the program calculate the total cost to cover a floor plan using a cost entered by the user (per tile or metre²).</p></td><td><div>Low Dependency</div><ul style="list-style-type: none">All<div>Medium Dependency</div><p>Sequence</p></td></tr><tr><td>Fizz Buzz</td><td><p>Create a program that replicates the famous game Fizz Buzz. The program will take an input, e.g. 20, and then print out the list of Fizz Buzz up to and including that number, where:</p><ul style="list-style-type: none">Any multiple of 3 is replaced by the word 'Fizz'Any multiple of 5 is replaced by the word 'Buzz'Any multiple of both 3 and 5 is replaced by the word 'FizzBuzz'</td><td><div>Low Dependency</div><ul style="list-style-type: none">All<div>Medium Dependency</div><ul style="list-style-type: none">SequenceSelectionIteration</td></tr></table>	Tilers mate	 <p>Have the user enter the:</p> <ul style="list-style-type: none">width and length of the floorwidth and length of a tilethe cost of a tile <p>and have the program calculate the total cost to cover a floor plan using a cost entered by the user (per tile or metre²).</p>	<div>Low Dependency</div> <ul style="list-style-type: none">All <div>Medium Dependency</div> <p>Sequence</p>	Fizz Buzz	 <p>Create a program that replicates the famous game Fizz Buzz. The program will take an input, e.g. 20, and then print out the list of Fizz Buzz up to and including that number, where:</p> <ul style="list-style-type: none">Any multiple of 3 is replaced by the word 'Fizz'Any multiple of 5 is replaced by the word 'Buzz'Any multiple of both 3 and 5 is replaced by the word 'FizzBuzz'	<div>Low Dependency</div> <ul style="list-style-type: none">All <div>Medium Dependency</div> <ul style="list-style-type: none">SequenceSelectionIteration		
Tilers mate	 <p>Have the user enter the:</p> <ul style="list-style-type: none">width and length of the floorwidth and length of a tilethe cost of a tile <p>and have the program calculate the total cost to cover a floor plan using a cost entered by the user (per tile or metre²).</p>	<div>Low Dependency</div> <ul style="list-style-type: none">All <div>Medium Dependency</div> <p>Sequence</p>						
Fizz Buzz	 <p>Create a program that replicates the famous game Fizz Buzz. The program will take an input, e.g. 20, and then print out the list of Fizz Buzz up to and including that number, where:</p> <ul style="list-style-type: none">Any multiple of 3 is replaced by the word 'Fizz'Any multiple of 5 is replaced by the word 'Buzz'Any multiple of both 3 and 5 is replaced by the word 'FizzBuzz'	<div>Low Dependency</div> <ul style="list-style-type: none">All <div>Medium Dependency</div> <ul style="list-style-type: none">SequenceSelectionIteration						
<u>Lessons 3 & 4 on the next page</u>								

Foundation Subject	Lesson and Resources	Notes / Extension Task
COMPUTER SCIENCE Lessons 3 & 4	<p><u>Lesson 3</u> Complete the following:</p> <div> <div>Find the factorial</div> <div>  </div> <div> <p>Find the factorial of a positive integer. For example, "5 factorial" or 5! is found creating the product of $5 \times 4 \times 3 \times 2 \times 1 = 120$. The factorial of 0 (zero) is defined as being 1.</p> <p>Solve this using:</p> <ul style="list-style-type: none"> A count-controlled loop. A condition-controlled loop. </div> <div> <p>Low Dependency</p> <ul style="list-style-type: none"> All <p>Medium Dependency</p> <ul style="list-style-type: none"> Sequence Selection Iteration </div> </div>	
	<p><u>Lesson 4</u> Complete the following:</p> <div> <div>Reverse it</div> <div>  </div> <div> <p>Allow a user to enter a string. The program will reverse it and print it back to the screen, e.g. If a user enters "Hello my name is Gemma" the output will be, "ammeG si eman ym olleH".</p> <p>The program should also count the number of vowels and consonants and print these to screen.</p> </div> <div> <p>Low Dependency</p> <ul style="list-style-type: none"> All <p>Medium Dependency</p> <ul style="list-style-type: none"> Sequence Selection <p>High Dependency</p> <ul style="list-style-type: none"> 1D arrays </div> </div>	
DRAMA	Learn your lines or work on your design book for C2.	
DT – PRODUCT DESIGN	Email your class teacher for information on any missed lessons	
DT - FOOD	Email your class teacher for information on any missed lessons	

Foundation Subject	Lesson and Resources	Notes / Extension Task
FRENCH	<p>All revision resources are in this folder on the Student (P) Drive: CLICK HERE</p> <p>Here are the exam themes:</p> <ol style="list-style-type: none"> 1) Identity and Culture 2) Local Area and Holidays 3) School 4) Future Plans 5) Global Issues and Events <p>Here are BBC Bitesize links to every topic:</p> <ul style="list-style-type: none"> - T1: Me, my family and friends in French - T1: My interests and role models in French - T1: Social Media and mobile technology in French - T1: Everyday life at home in French - T1: Food and drink in French - T1: Shopping in French - T1: Music, cinema, TV and reading in French - T1: Sport in French - T1: Celebrations and Festivals in French - T2: Holidays and tourism in French - T2: Travel in French - T2: Places to see and things to do in French - T3: What school is like in French - T3: School activities in French - T4: Ambitions in French - T4: Work in French - T5: Environmental issues in French - T5: Global issues and events in French 	<p>Notes:</p> <ol style="list-style-type: none"> 1. Watch the video on Bitesize and complete the activities. 2. Make a note of any new words in French and English 3. Choose a Vocab Slam set to revise. 4. Go to the student P drive and choose a revision resource. <p>Homework / Extension tasks:</p> <ol style="list-style-type: none"> 1. Vocab Slam– complete the exam zone activities. 2. Active Learn. Go to https://www.pearsonactivelearn.com/app/Home Your username is your Regis School email. Your password is Tr5Reset22 Complete set tasks.

Foundation Subject	Lesson and Resources	Notes / Extension Task
GEOGRAPHY	<p>Paper 2: UK Human Landscapes w/c 2 February L10 – The challenges and opportunities of rural urban interdependence w/c 9 February L1 – Coasts; concordant, discordant; erosion & processes & landforms (how climate change affects rates of CC) L2 – Transportation processes, LSD and depositional landforms (how hard and soft engineering work with these processes)</p>	
HEALTH & SOCIAL CARE		
HISTORY		
MEDIA STUDIES	Check work set on Arbor	
MUSIC	<p>Timbre and texture in music around the world: Vocal types, styles and techniques: https://www.thenational.academy/teachers/programmes/music-secondary-ks4-eduqas/units/timbre-and-texture-from-music-around-the-world/lessons/vocal-types-styles-and-techniques?sid-709f10=w46bnX6Dr&sm=1&src=4</p>	
PHYSICAL EDUCATION BTEC & GCSE	Teachers will email specific students missing from their class or email your teacher for guidance.	<p>Please email your class teacher to request work. Your teacher will set you work that is bespoke to the unit you are currently covering in lesson. Email addresses are below for ease.</p> <p>YEAR 11 GCSE Mrs Lovelock Jennifer.Lovelock@theregisschool.co.uk YEAR 11 BTEC Mr James or Mr Manvell ajames1@theregisschool.co.uk Rhys.Thompson@theregisschool.co.uk</p>

Foundation Subject	Lesson and Resources	Notes / Extension Task
PSYCHOLOGY	<p>Activation Synthesis</p> <p>Outline the activation synthesis theory by defining the terms activation and synthesis</p> <p>Explain the theories approach to the meaning of dreams</p> <p>Evaluate the theory with reference to research support / real life application</p>	<p>Paper 2 Revision PowerPoint is available on Arbor and contains all of the information needed</p> <p>Lesson PowerPoints can be found on the student drive in the social science folder</p>
	<p>Sleep and Dreaming Review</p> <p>Complete revision for the topic of sleep and dreaming</p>	<p>Paper 2 Revision PowerPoint is available on Arbor and contains all of the information needed</p> <p>Lesson PowerPoints can be found on the student drive in the social science folder</p>
	<p>PPE Revision</p> <p>Complete revision for the topic of your choice from paper 1 (Development, Memory, Psychological problems, Brain and neuropsychology, Social influence) or paper 2 (Research methods, Criminal psychology, Sleep and dreaming)</p>	<p>Paper 2 Revision PowerPoint is available on Arbor and contains all of the information needed</p> <p>Lesson PowerPoints can be found on the student drive in the social science folder</p>
	<p>PPE Revision</p> <p>Complete revision for the topic of your choice from paper 1 (Development, Memory, Psychological problems, Brain and neuropsychology, Social influence) or paper 2 (Research methods, Criminal psychology, Sleep and dreaming)</p>	<p>Paper 2 Revision PowerPoint is available on Arbor and contains all of the information needed</p> <p>Lesson PowerPoints can be found on the student drive in the social science folder</p>

Foundation Subject	Lesson and Resources	Notes / Extension Task
RELIGIOUS STUDIES		
SOCIOLOGY	L7 Subcultural theory.pptx L8 Marxism and Crime.pptx L9 Labelling Theory.pptx	Complete all tasks on the Power Points. If you have any problems email emma.jeremy@theregisschool.co.uk

Foundation Subject	Lesson and Resources	Notes / Extension Task
SPANISH	<p>All revision resources are in this folder on the Student (P) Drive: CLICK HERE</p> <p>Here are the exam themes:</p> <ol style="list-style-type: none"> 1) Identity and Culture 2) Local Area and Holidays 3) School 4) Future Plans 5) Global Issues and Events <p>Here are BBC Bitesize links to every topic.</p>	<p>Notes:</p> <ol style="list-style-type: none"> 1. Watch the video on Bitesize and complete the activities. 2. Make a note of any new words in Spanish and English 3. Choose a Vocab Slam set to revise. 4. Go to the student P drive and choose a revision resource. <ol style="list-style-type: none"> 1. Active Learn. Go to https://www.pearsonactivelearn.com/app/Home Your username is your Regis School email. Your password is Tr5Reset20 Complete set tasks.